



732.608.1230


www.stackmediadesign.com

Forward all emails from cPanel Webmail

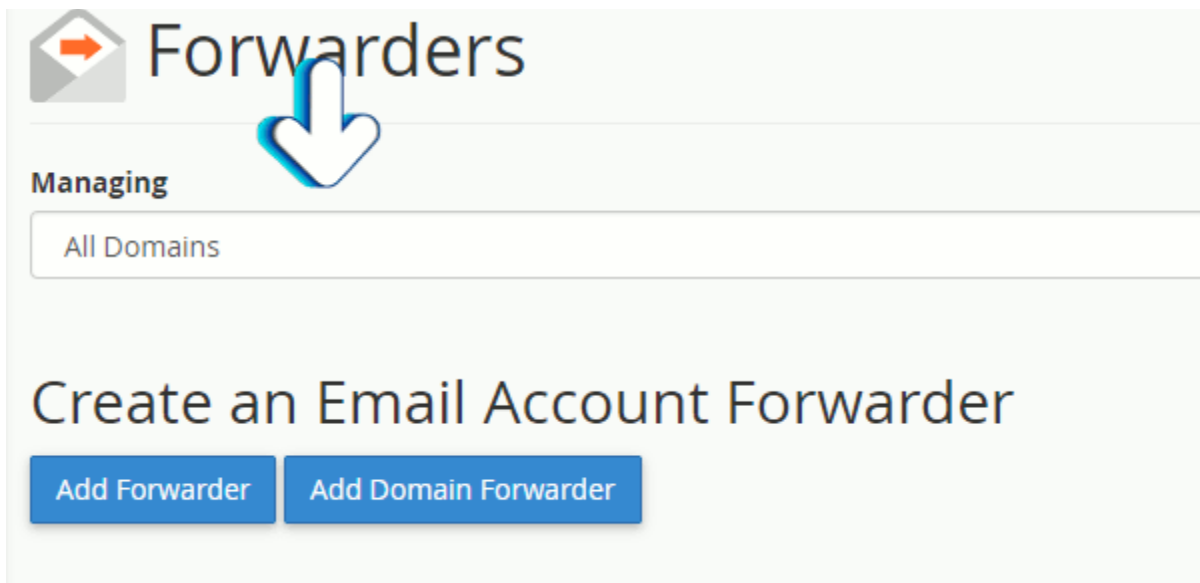
You can set up all your emails to get forwarded from cPanel Webmail to go to any email of your choice like Gmail or Hotmail. You can also have it forwarded to multiple emails.

To get started login to the client area of your Stack Media account. Scroll down until you see QUICK SHORTCUTS. Click on **Forwarders**.

QUICK SHORTCUTS



First thing you want do is make sure you set the right domain you want to use to forward emails from.



Forwarders

Managing

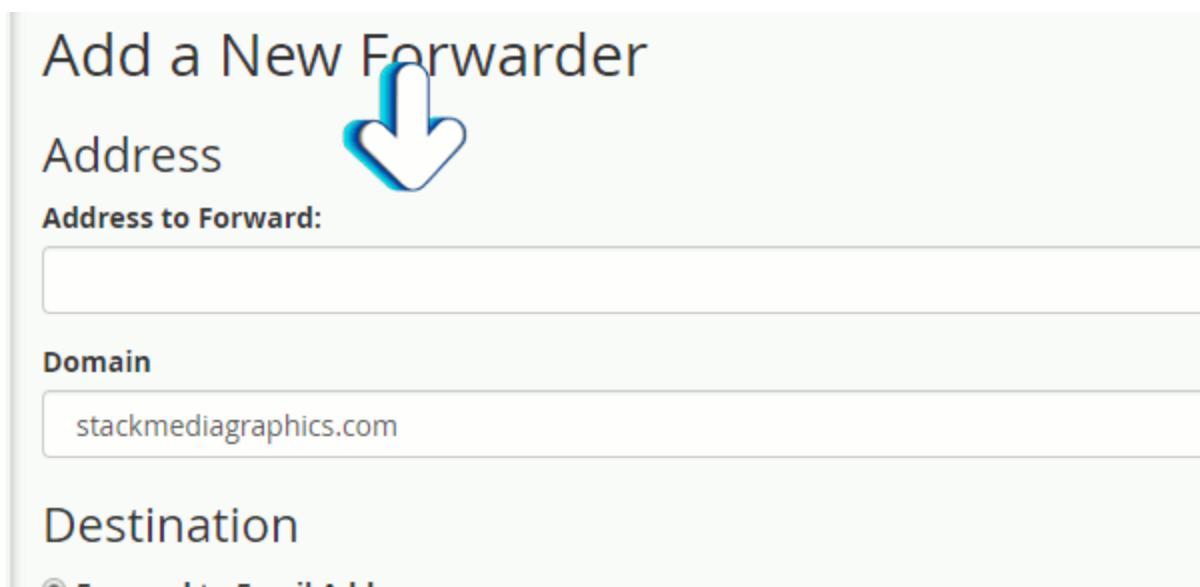
All Domains

Create an Email Account Forwarder

[Add Forwarder](#) [Add Domain Forwarder](#)

Next click on **Add Forwarder**.

On the next screen click on the top text input field and fill in your desired email address BUT without the extension. The extension is already there. Look to the right of that text input field and you will see the @ sign with your domain under the text field. That's your extension. So whatever you put in the text field will include the extension and that will be the email address to forward from.



Add a New Forwarder

Address

Address to Forward:

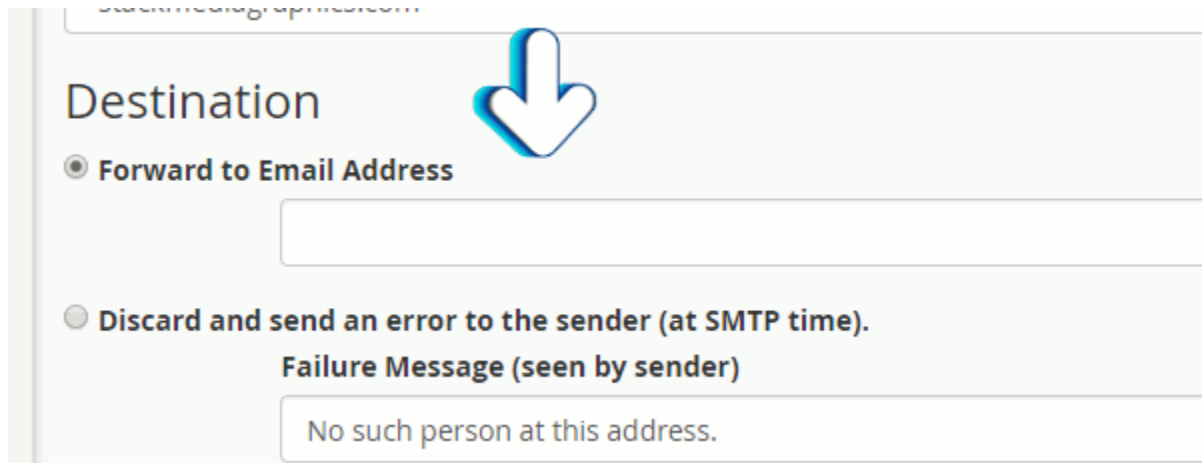
Domain

stackmediagraphics.com

Destination

Forward to Email Address

Next under **Destination** make sure you click the radio button **Forward to Email Address** if it is not already selected. Now in the text field under that fill in the email you want to forward to.



Destination

Forward to Email Address

Discard and send an error to the sender (at SMTP time).

Failure Message (seen by sender)

Click save and then you are all done. To be safe make sure everything is working correctly by sending a test emails to see that the designated email account to recieve the emails is indeed getting them.

Author: Jesse Lange